

**SAFE
K:DS**
COLUMBUS



Piedmont
COLUMBUS REGIONAL

Newsletter

July 2026

Help us make every kid a safe kid

Summer is in full swing! July brings family vacations, pool days, cookouts, fireworks, and outdoor fun. While these activities create wonderful memories, they also bring unique safety risks. This month, we're sharing practical tips to help keep children safe all summer long.

JULY

CLASSES & SERVICES safekidscolumbusga.org

Safe Sleep Class: includes a new portable crib for eligible parents.
Requires Program Application:

CLASSES & SERVICES
(safekidscolumbusga.org)

Upcoming dates:

Jul 7 • Aug 4 • Sept 1

Car Seat Class: includes a new car seat for eligible parents.
Requires Program Application:

CLASSES & SERVICES
(safekidscolumbusga.org)

Upcoming dates:

Jul 21 • Aug 18 • Sept 15

**SAFE
K:DS**
COLUMBUS



Piedmont
COLUMBUS REGIONAL

Preventing Childhood Injuries at home, at play & on the way.

Aflac



Kiwanis
CLUB OF COLUMBUS, GA



Growing Room
CHILD DEVELOPMENT CENTERS



Rivertown
PEDIATRICS



**HUGHESTON
CLINIC**
Research • Education • Treatment



**Georgia
Power**

Safe Kids Columbus at the Bill and Olivia Amos Children's Hospital | 616 19th Street | Ground Floor | Columbus, GA 31901
P: 706.321.6720 | M: PO Box 4561, Columbus GA 31914 | E: safekidscolumbusga@piedmont.org | W: safekidscolumbusga.org

Sponsor Spotlight



Kiwanis
CLUB OF COLUMBUS, GA

Kiwanis empowers communities to improve the world by making lasting differences in the lives of children. Kiwanis strives to be a positive influence in communities worldwide — so that one day, all children will wake up in communities that believe in them, nurture them and provide the support they need to thrive. For more than a century, our Kiwanis club has created opportunities for children to be curious, safe and healthy regardless of the community in which they live. When you give a child the chance to learn, experience, dream, grow, succeed and thrive, great things can happen.

July 4 – Independence Day



[CLICK HERE](#)

Fireworks and celebrations are a cherished part of Independence Day, but they can cause serious injuries.

Safety Tips:

- Attend community fireworks displays rather than using consumer fireworks at home.
- Keep children at a safe distance from fireworks and sparklers.
- Never allow young children to handle sparklers. Sparklers can burn at temperatures exceeding 1,200°F.
- Designate an adult to supervise children during celebrations.
- Use glow sticks instead of sparklers for younger children.
- Keep a bucket of water nearby when using any fireworks.

Family Challenge:

Create a family meeting spot in case anyone becomes separated during community celebrations.

July 7–13 Lawn Mower Safety Week

Lawn mowers are one of the most dangerous pieces of equipment around the home



Safety Tips:

- Children under age 12 should not operate walk-behind mowers.
- Children under age 16 should not operate riding mowers.
- Remove rocks, sticks, and toys before mowing.
- Keep children indoors or well away from the mowing area.
- Never allow extra riders on riding mowers.
- Wear closed-toe shoes and eye protection.

Remember:

Back-over injuries occur quickly. Always check behind you before reversing a riding mower.

[CLICK HERE](#)

July 14–18 Rural Road Safety Awareness



Many summer trips involve travel on rural roads where crash risks can be higher.

Safety Tips:

- Buckle every child on every ride.
- Follow posted speed limits.
- Watch carefully for farm equipment, bicycles, and wildlife.
- Avoid distracted driving.
- Ensure teen drivers understand the dangers of speeding and nighttime driving.

Did You Know?

Rural roads account for a disproportionate number of traffic fatalities due to higher speeds and longer emergency response times.

[CLICK HERE](#)

July 14–20 Heat Safety and Hydration Week

Children heat up faster than adults and are more vulnerable to heat-related illnesses

Signs of Heat Exhaustion:

- Excessive sweating
- Headache
- Dizziness
- Nausea
- Fatigue

NEVER leave a child alone in a vehicle. Even on mild days, vehicle temperatures can become deadly within minutes.

Safety Tips:

- Encourage frequent water breaks.
- Dress children in lightweight, light-colored clothing.
- Schedule outdoor activities during cooler morning hours.
- Take breaks in shaded or air-conditioned areas.
- Learn the warning signs of heat exhaustion.





July 21–27 - Life Jacket and Flotation Device Safety

Not all flotation devices provide the same protection.



Safety Tips:

- Use U.S. Coast Guard-approved life jackets whenever children are boating or near open water.
- Water wings and inflatable toys are not life-saving devices.
- Stay within arm's reach of young children around water.
- Designate a Water Watcher whose only job is supervising swimmers.
- Learn CPR and basic water rescue skills.

Water Safety Reminder:

Drowning is often silent and can happen in less than a minute.

July 25 - World Drowning Prevention Day



CLICK HERE

Pool Safely Water Safety Steps

Your greatest water safety assurance comes from adopting and practicing as many safety steps as possible. Adding an extra safety step around the water can make all the difference. *You can never know which safety step will save a life — until it does.*

Stay Close, Be Alert and Watch

- Always watch your children and never leave them unattended
- Keep children away from pool drains, pipes and other openings
- Have a phone close by at all times
- If a child is missing, check the pool first
- Share safety instructions with family, friends and neighbors

Learn and Practice Water Safety Skills

- Learn to swim
- Know how to perform CPR on children and adults
- Understand the basics of life saving so that you can assist in a pool emergency

Have the Appropriate Equipment

- Install a fence around the perimeter of the pool and spa of at least four feet in height
- Use self-closing and self-latching gates
- Ensure all pools and spas have compliant drain covers
- Install a door alarm from the house to the pool area
- Maintain pool and spa covers in working order
- Have life-saving equipment such as life rings or reaching poles available for use



Drowning remains one of the leading causes of injury death for children.

Layers of Protection:

- Active adult supervision
- Swimming lessons
- Four-sided fencing around pools
- Properly fitted life jackets
- Emergency preparedness

Safe Kids Columbus encourages every family to make water safety a priority this summer.

CLICK HERE

safekidscolumbusga.org



July 27 - Parents Day



Parents are a child's first and most important safety teacher.

Ways Parents Make a Difference:

- Model safe behaviors.
- Wear your seat belt every trip.
- Wear a helmet when biking.
- Put phones away while driving.
- Establish family safety rules.

Thank you to all parents, grandparents, and caregivers who work every day to keep children safe.

[Click Here](#)

July 28 – August 3 Indoor Home Safety Projects



[CLICK HERE](#)

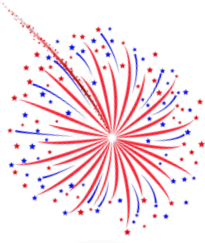
Beat the heat while making your home safer.

Family Safety Checklist:

- Test smoke alarms.
- Check carbon monoxide detectors.
- Anchor furniture and televisions.
- Review emergency escape plans.
- Secure medications and cleaning products.
- Inspect window blind cords.
- Check for choking hazards.

Family Activity:

Create an emergency contact list and practice your home fire escape plan together.




JULY



CAR SEAT CHECKUPS



ULTIMATE CAR SEAT GUIDE



LATEST RECALLS



BE A WATER WATCHER



SAFE INFANT SLEEP



PARENT PEP TALK PODCAST

SUNDAY

MONDAY

TUESDAY

WEDNESDAY

THURSDAY

FRIDAY


SATURDAY

			1			4 Independence Day Safety
5		7 Safe Sleep Online Class	Lawn Mower Safety Week			
12	Heat Safety and Hydration Week & Rural Road Safety Awareness					
19		21 Car Seat Online Class	Life Jacket and Flotation Device Safety Week			25 World Drowning Prevention
26	Parents 	Indoor Home Safety Projects				

Community Safety with Safe Kids Columbus



June was full of fun at the YMCA Summer Camps! Safe Kids Columbus partnered with the Columbus Police Department and the Muscogee County Sheriff's Office to teach campers important pedestrian skills. We love seeing safety come to life through learning and play!



Firearm Safety Lunch and Learn



Thank you to all who attended the Firearm Lunch and Lockbox event. A big thank you to Piedmont Columbus Regional, Safe Kids Georgia, Russell County Sheriff's Department, the East AL Board of Realtor's, and the Regional Firearm Safety Committee for making the event a huge success!

